



District 9 Code Analysis - 01/05/2023

Data extracted for Code complaint cases opened between October 1st, 2020 - September 30st, 2021

All Complaint Cases

Reported Complaint Type	Total	Commercial	Neighborhood	Multifamily
Land Use	1,751	587	690	474
Property Abatement	1,859	348	994	517
Structure Condition	848	242	210	396
Work Without Permit	137	24	87	26
SWS Chp 15	2	-	-	-
Total	4,597	1,201	1,981	1,413
Total Percent of Citywide Complaints	13.5%	21.1%	9.4%	19.0%

Repeat Offender, Short Term Rental, and Rooming and Boarding Home Complaint Cases

*Filtering complaint cases by complaints occurring at Repeat Offender Properties (ROP), Short Term Rentals (STR), or Rooming and Boarding Homes (RBH). Austin Code categorizes them as Operating Licenses types.

Case Code	Total	Commercial	Neighborhood	Multifamily
Repeat Offender Properties	139	34	1	104
Short Term Rentals	291	29	188	74
Rooming and Boarding Homes	11	3	4	4
Total	441	66	193	182
Total Percent of Citywide Complaints	1.3%	1.2%	0.9%	2.5%

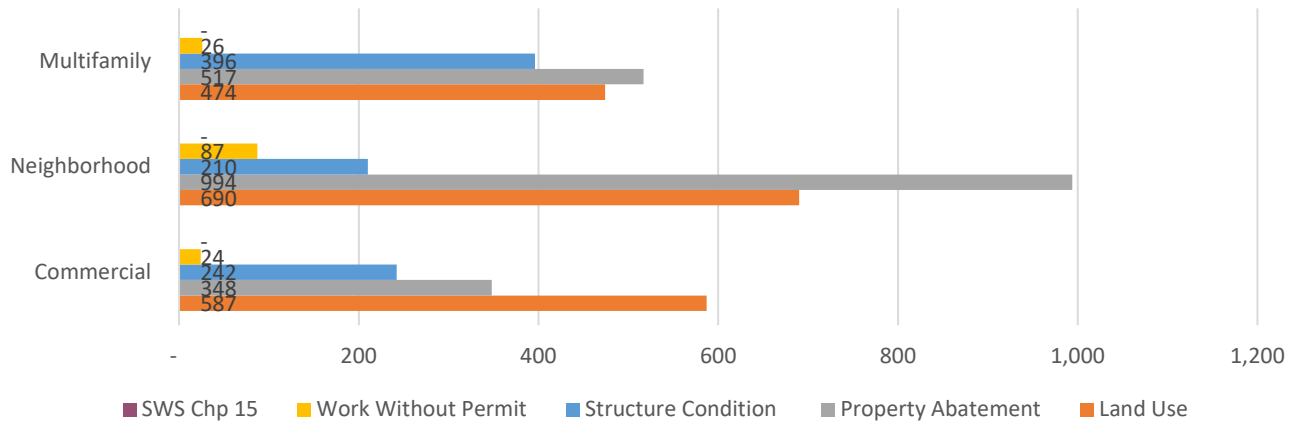
Reported Complaint Type	Total	ROP	STR	RBH
Land Use	1,751	9	290	7
Property Abatement	1,859	22	1	2
Structure Condition	848	108	-	1
Work Without Permit	137	-	-	1
SWS Chp 15	2	-	-	-
Total	4,597	139	291	11
Total Percent of Citywide Complaints	13.5%	4.2%	17.9%	20.8%

Council District Matrix - All Complaint Cases

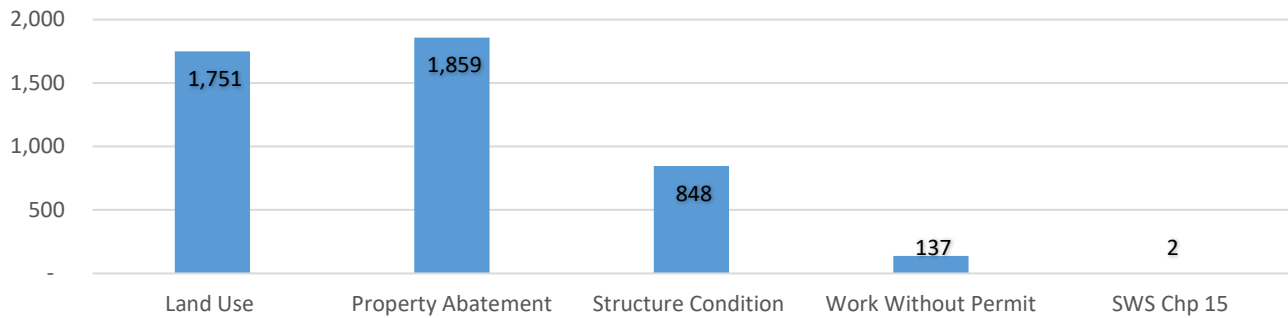
This matrix shows your Council District's percentage of total complaint cases in comparison with others.

Council District	% Total	% Commercial	% Neighborhood	% Multifamily
District 1	15.0%	9.7%	16.2%	15.4%
District 2	9.1%	8.6%	10.2%	6.4%
District 3	13.5%	17.7%	11.7%	15.3%
District 4	17.9%	19.3%	15.1%	25.0%
District 5	8.9%	6.2%	11.4%	4.0%
District 6	3.5%	2.3%	4.6%	1.2%
District 7	8.2%	9.0%	8.5%	6.9%
District 8	4.1%	2.5%	5.4%	1.7%
District 9	13.5%	21.1%	9.4%	19.1%
District 10	6.3%	3.5%	7.5%	4.9%

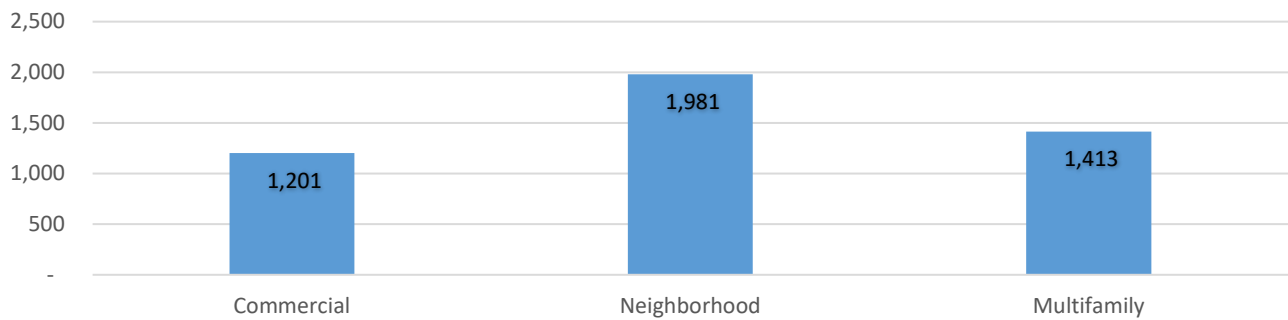
Complaint Case Types by Zoning Designation



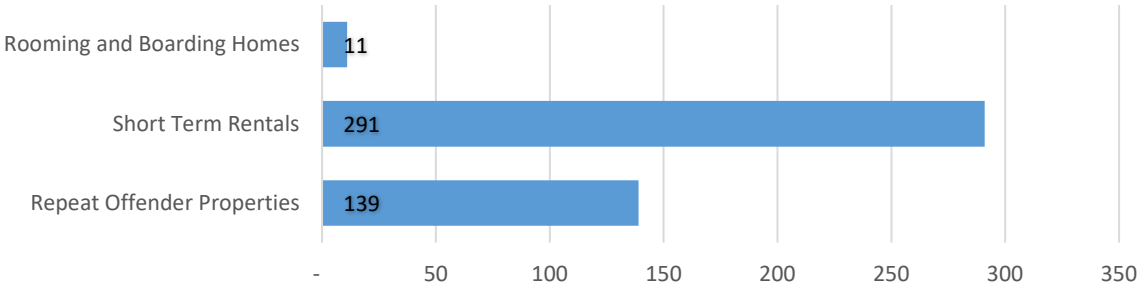
Complaint Cases by Complaint Type



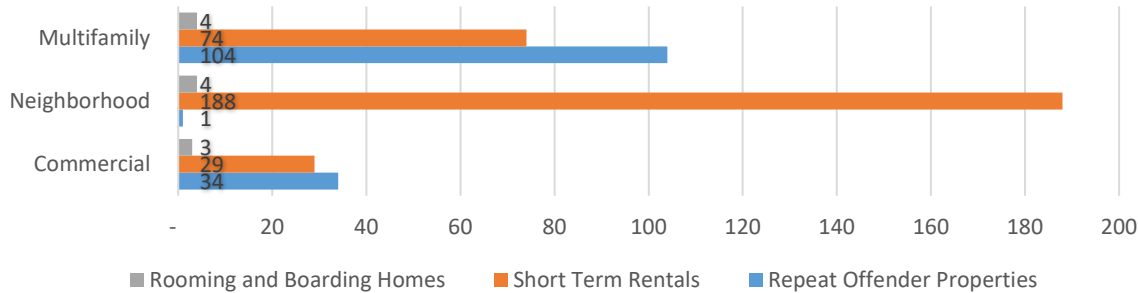
Complaint Cases by Zoning Designation



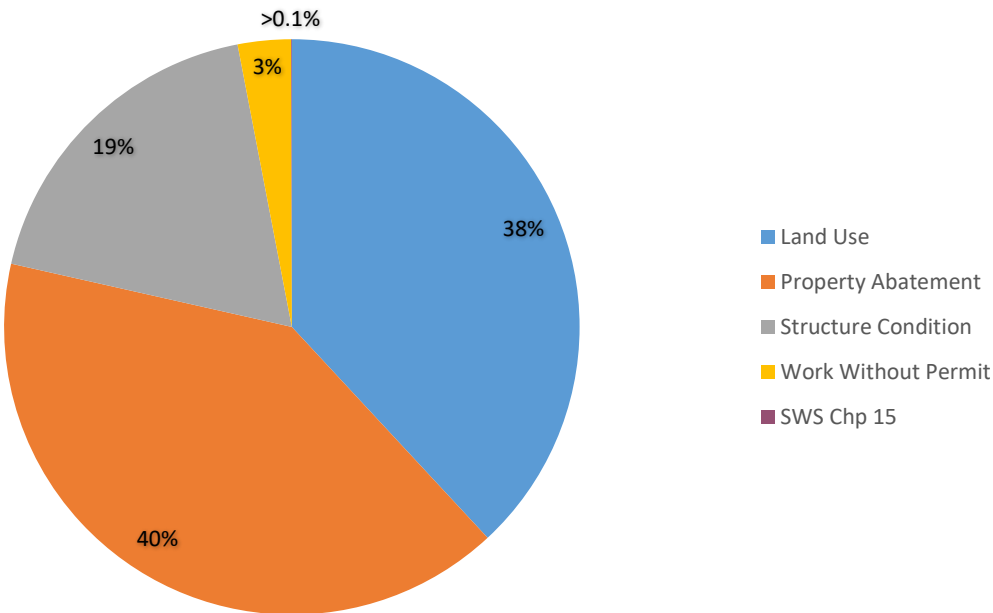
Complaint Cases by Operating License Types



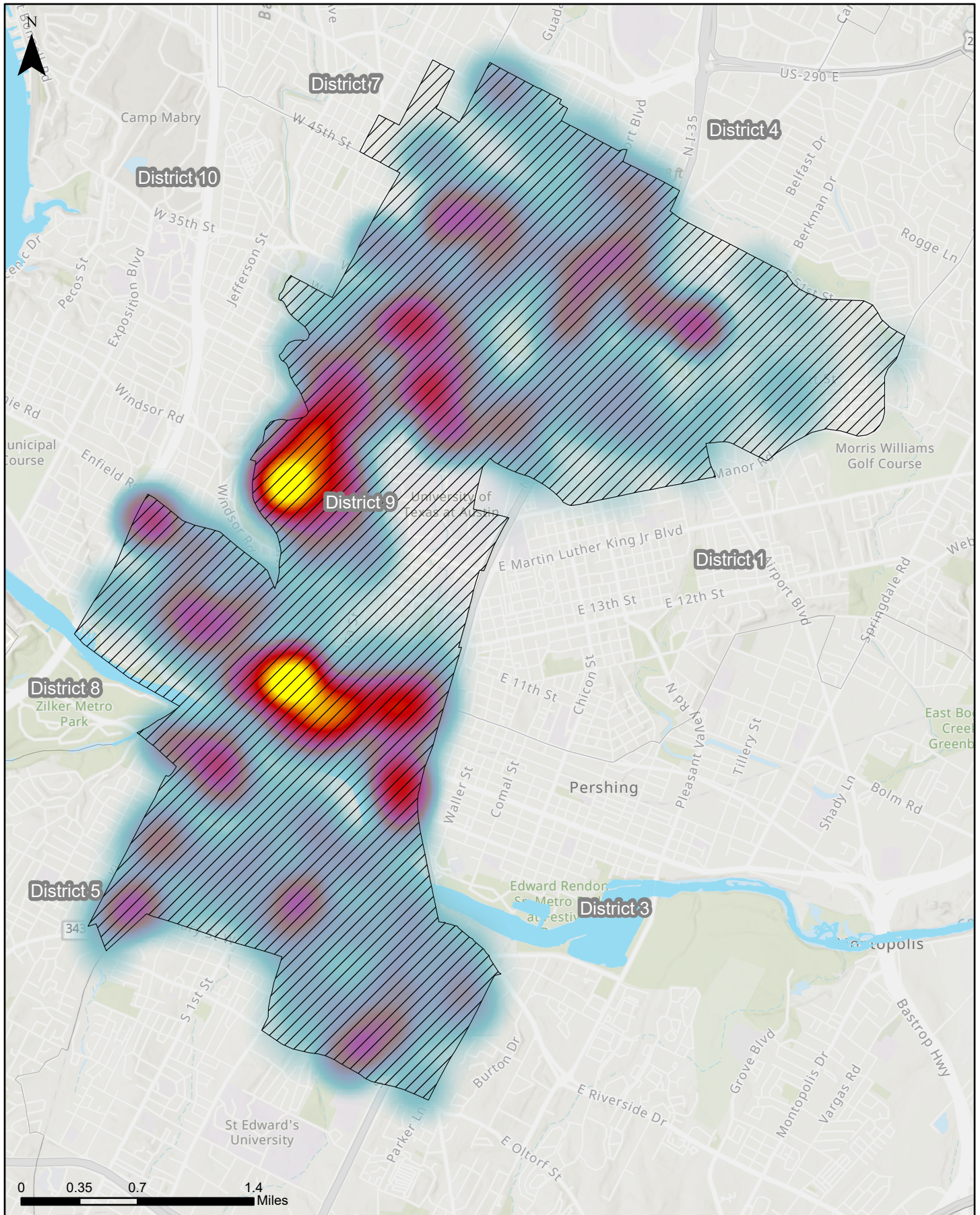
Operating License Complaint Cases by Zoning Designation



Operating License Complaint Case Types

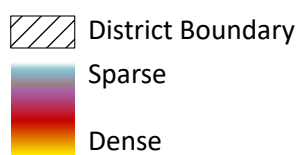


Council District 9



This map examines the density of STR-related code cases opened in Council District 9 between October 1, 2020 and September 30, 2021. The total number of cases opened was 4597.

Sources: AMANDA Case Management Database; GIS DM 2021



AUSTINCODE
DEPARTMENT

Map generated on:
1/6/2023